

# Russell Investments Global High Dividend Equity I US\$ (IE00B649W081)

KAG: Carne Gl. Fd. M.(IE)

ISIN: IE00B649W081

Rücknahmepreis: 2411,97 USD

Stand: 19.12.2024

Auflagedatum	17.09.10
Ausgabeaufschlag	5,00%
Konditionsdetails auf <a href="http://www.easybank.at">www.easybank.at</a>	
Fondvolumen	289.19 Mio.
Ertragstyp	ausschüttend
Letzte Ausschüttung	keine
Anlageregion	weltweit
Fondstyp	Branchenmix
Fondsmanager	n.a



<b>Kapitalanlagegesellschaft</b>	
Carne Gl. Fd. M.(IE)	
Harcourt Road	
Dublin 2 Irland	
Irland	
<a href="https://www.carnegroup.com">https://www.carnegroup.com</a>	

<b>Wertentwicklung*</b>		<b>1J</b>	<b>3J p.a.</b>	<b>5J p.a.</b>
Performance vor AGA		+9,86%	+5,29%	+6,20%
Performance nach max. AGA		+4,62%	+3,60%	+5,17%
<b>Kennzahlen*</b>		<b>1J</b>	<b>3J</b>	<b>5J</b>
Sharpe Ratio		0,82	0,20	0,21
Volatilität		+8,56%	+12,14%	+16,00%

\* Performanceergebnisse der Vergangenheit lassen keine Rückschlüsse auf die künftige Entwicklung zu.

## Fondsstrategie

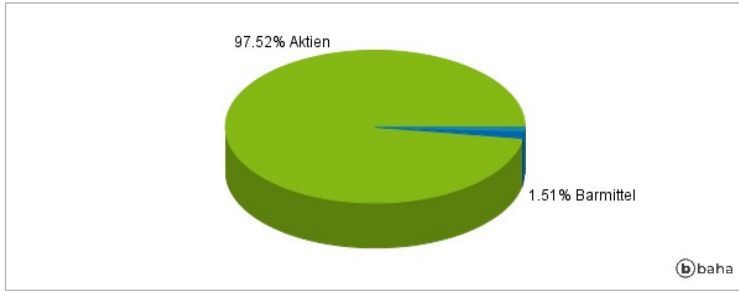
The Fund aims to achieve long-term growth on your investment by investing at least 80% of its assets in the equities of companies worldwide. At least two-thirds of the Fund's total assets are issued by or in respect of high dividend companies (companies that pay above-average income to their shareholders in the form of a dividend (a share of profits)). The Fund will also invest in companies that do not currently pay above-average dividends to shareholders but have the potential to do so in the future. The Fund invests in companies and across different industries and countries and may invest more than 20% of its assets in emerging markets (developing countries). The Fund aims to reduce its carbon exposure relative to the Index. Following the selection of the equity securities, a binding decarbonisation overlay strategy will be applied to the portfolio of the Fund to identify securities that will allow the Fund to reduce its carbon exposure compared to the Index and to ensure the Fund will always have no less than a 20 per cent lower aggregate carbon footprint compared to the Index. The Fund will also seek to invest in corporations which follow good governance practices by international standards.

## Kommentar:

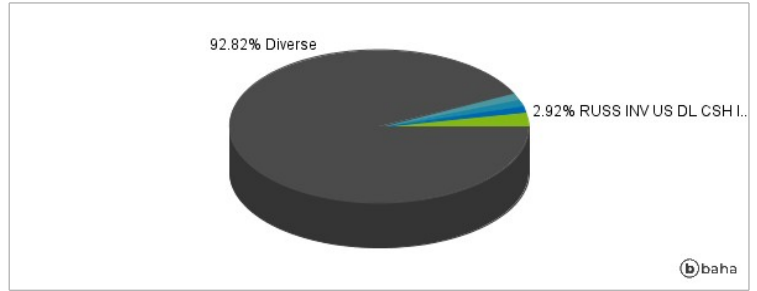
## Fondsspezifische Information

Im Rahmen der Anlagestrategie kann in wesentlichem Umfang in Derivate investiert werden. Aufgrund der Zusammensetzung des Fonds oder der verwendeten Managementtechniken weist der Fonds eine erhöhte Volatilität auf, d.h. die Anteilswerte sind auch innerhalb kurzer Zeiträume großen Schwankungen nach oben und nach unten ausgesetzt, wobei auch Kapitalverluste nicht ausgeschlossen werden können. Der Russell Investments Global High Dividend Equity I US\$ kann mehr als 35 % des Fondsvermögens in Wertpapiere/Geldmarktinstrumente folgender Emittenten investieren: EU member state, its local authorities, non-member states or public international body of which one or more EU member states are members. OECD Governments (provided the relevant issues are investment grade), Government of the People's Republic of China (provided the relevant issues are of investment grade), Government of Brazil (provided the relevant issues are of investment grade), Government of relevant issues are of investment grade), Government of Singapore, European Investment Bank, European Bank for Reconstruction and Development, International Finance Corporation, International Monetary Fund, Euratom, The Asian Development Bank, European Central Bank, Council of Europe, Eurofima, African Development Bank, International Bank for Reconstruction and Development (The World Bank), The Inter American Development Bank, European Union, Federal National Mortgage Association (Fannie Mae), Federal Home Loan Mortgage Corporation (Freddie Mac), Government National Mortgage Association (Ginnie Mae), Student Loan Marketing Association (Sallie Mae), Federal Home Loan Bank, Federal Farm Credit Bank and Tennessee Valley Authority..

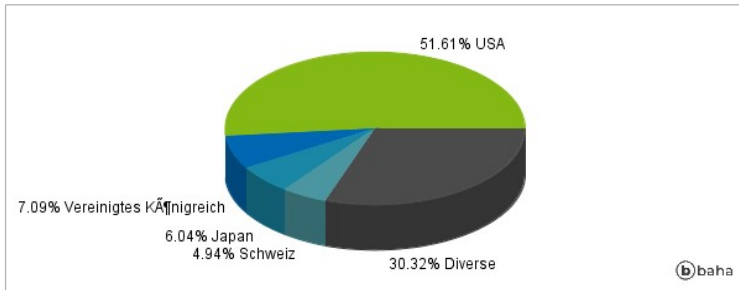
### Anlagearten



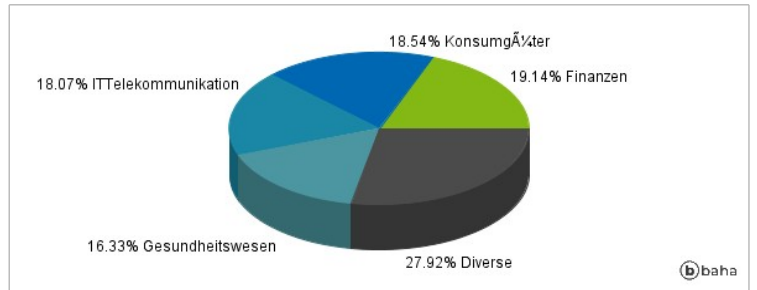
### Größte Positionen



### Länderverteilung



### Branchenverteilung



Historische Daten: 12/2024

Erstellt: 22.12.2024 02:27