

Neuberger Berman Next Generation Connectivity Fund EUR I Accumul

KAG: Neuberger Berman AM ISIN: IE00BMPRXW24 Rücknahmepreis: 11,44 EUR Stand: 07.08.2024

Auflagedatum	30.06.20
Ausgabeaufschlag	-
Konditionsdetails auf www.easybank.at	
Fondsvolumen	908.70 Mio.
Ertragstyp	thesaurierend
Letzte Ausschüttung	keine
Anlageregion	weltweit
Fondstyp	Branchenmix
Fondsmanager	Yan Taw (YT) Boon, Hari...



Kapitalanlagegesellschaft	
Neuberger Berman AM	
32 Molesworth Street	
D02 Y512 Dublin	
Irland	
https://www.nb.com	

Wertentwicklung*		1J	3J p.a.	5J p.a.
Performance vor AGA		+20,11%	-7,35%	-
Performance nach max. AGA		+20,11%	-7,35%	-
Kennzahlen*		1J	3J	5J
Sharpe Ratio		0,76	-0,40	-
Volatilität		+21,90%	+27,29%	-

* Performanceergebnisse der Vergangenheit lassen keine Rückschlüsse auf die künftige Entwicklung zu.

Fondsstrategie

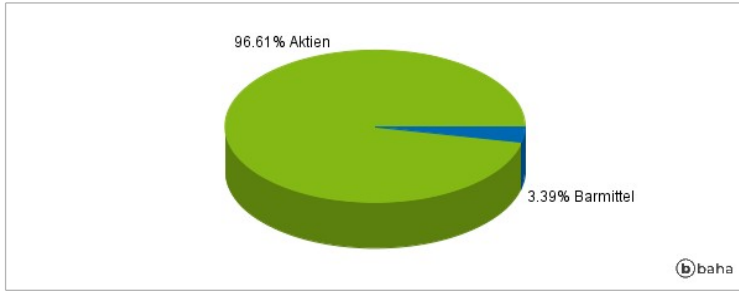
The Fund aims to achieve a target average return of 3-5% over the MSCI All-Country World Index (ACWI) (Total Return, net of tax, USD) ("Benchmark") before fees over the market cycle (typically 3 years) from investing primarily in a portfolio of global equity holdings, focusing on companies that are involved or derive benefit from the development and enhancement of mobile and 5G connectivity. There can be no guarantee that the Fund will ultimately achieve its investment objective. The Fund invests in equity securities that are listed or traded on "Recognised Markets" (defined in the Prospectus) globally (which may include emerging (less developed) market countries). The Fund may invest in companies of any market capitalisation but shall typically invest in companies that have market capitalisation greater than USD 500 million at the time of purchase. The Fund may invest in up to 30% of the Fund's Net Asset Value in China A Shares listed on or dealt in the Shanghai or the Shenzhen Stock Exchanges (SSEs). China A Shares are generally available for purchase by mainland citizens in China, foreign investment in China A Shares is subject to significant regulatory restrictions.

Kommentar:

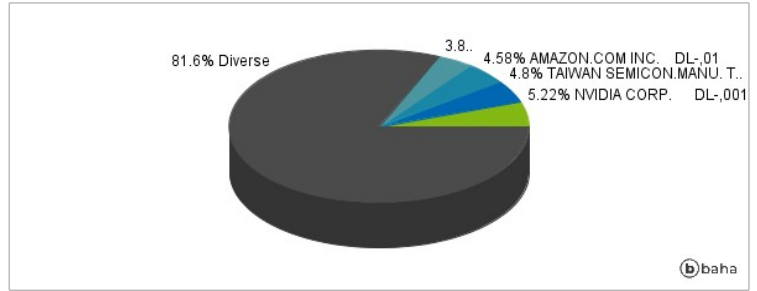
Fondsspezifische Information

Im Rahmen der Anlagestrategie kann in wesentlichem Umfang in Derivate investiert werden. Aufgrund der Zusammensetzung des Fonds oder der verwendeten Managementtechniken weist der Fonds eine erhöhte Volatilität auf, d.h. die Anteilswerte sind auch innerhalb kurzer Zeiträume großen Schwankungen nach oben und nach unten ausgesetzt, wobei auch Kapitalverluste nicht ausgeschlossen werden können. Die Fondsbestimmungen des Neuberger Berman Next Generation Connectivity Fund EUR I Accumulating wurden durch die FMA bewilligt. Der Neuberger Berman Next Generation Connectivity Fund EUR I Accumulating kann mehr als 35 % des Fondsvermögens in Wertpapiere/Geldmarktinstrumente folgender Emittenten investieren: by any Member State, its local authorities, non- Member States or public international body of which one or more Member States are members. The individual issuers must be listed in the prospectus and may be drawn from the following list: OECD Governments (provided the relevant issues are investment grade), Government of the People's Republic of China, Government of Brazil (provided the issues are of investment grade), Government of India (provided the issues are of investment grade), Government of Singapore, European Investment Bank, European Bank for Reconstruction and Development, International Finance Corporation, International Monetary Fund, Euratom, The Asian Development Bank, European Central Bank, Council of Europe, Eurofima, African Development Bank, International Bank for Reconstruction and Development (The World Bank), The Inter-American Development Bank, European Union, Federal National Mortgage Association (Fannie Mae), Federal Home Loan Mortgage Corporation (Freddie Mac), Government National Mortgage Association (Ginnie Mae), Student Loan Marketing Association (Sallie Mae), Federal Home Loan Bank, Federal Farm Credit Bank, Tennessee Valley Authority, Straight-A Funding LLC..

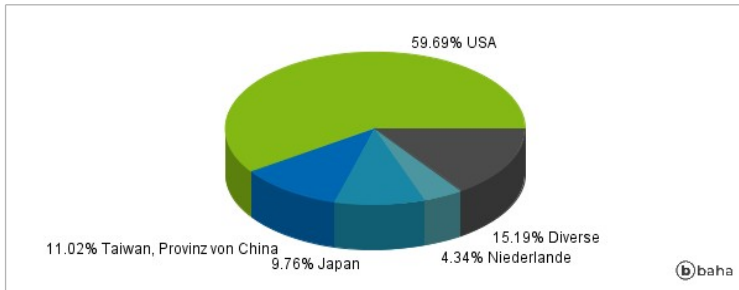
Anlagearten



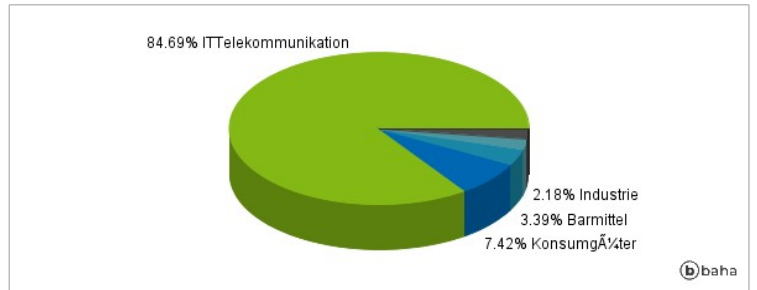
Größte Positionen



Länderverteilung



Branchenverteilung



Historische Daten: 08/2024

Erstellt: 09.08.2024 04:17