

Lemanik Sicav-Europ.Div.Preservation R.I (LU0367900833)

KAG: Lemanik AM

ISIN: LU0367900833

Rücknahmepreis: 132,61 EUR

Stand: 18.12.2024

Auflagedatum	19.06.08
Ausgabeaufschlag	3,00%
Konditionsdetails auf www.easybank.at	
Fondsvolumen	52.31 Mio.
Ertragstyp	thesaurierend
Letzte Ausschüttung	keine
Anlageregion	Europa
Fondstyp	Branchenmix
Fondsmanager	n.a
Kapitalanlagegesellschaft	
Lemanik AM	
I06	
route d'Arlon 8210	
Luxemburg	
https://www.lemanikgroup.com	



Wertentwicklung*		1J	3J p.a.	5J p.a.
Performance	vor AGA	+2,44%	+2,00%	-
Performance	nach max. AGA	-0,54%	+1,00%	-
Kennzahlen*		1J	3J	5J
Sharpe Ratio		-0,08	-0,14	-
Volatilität		+5,31%	+6,08%	-

* Performanceergebnisse der Vergangenheit lassen keine Rückschlüsse auf die künftige Entwicklung zu.

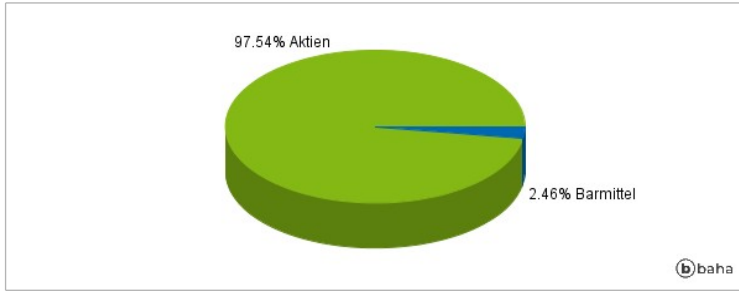
Fondsstrategie

The objective of this sub-fund is to provide a stable annual return with low volatility. The sub-fund is actively managed without reference to any benchmark. The Sub-Fund invests at least 75% of its assets in shares of small, mid and large capitalisation companies having their seat in the European Union (EU) or in a state of the European Economic Area (EFA). Investments in warrants on Transferable Securities cannot represent more than 10% of the assets. The portfolio of securities mainly consists of a stock-selection of issuers with the best dividend yield in terms of distribution and sustainability. In order to preserve the estimated returns born from dividends belonging to the stock-selection the Sub-Fund may use financial derivative instruments to reduce negative market effects. In this context, the Fund will in particular invest in OTC options, OTC futures, Exchange Traded options and Exchange Traded futures. The Sub-Fund is actively managed without reference to any benchmark. The Investment Manager has discretion over the composition of its portfolio subject to this objective and investment policy.

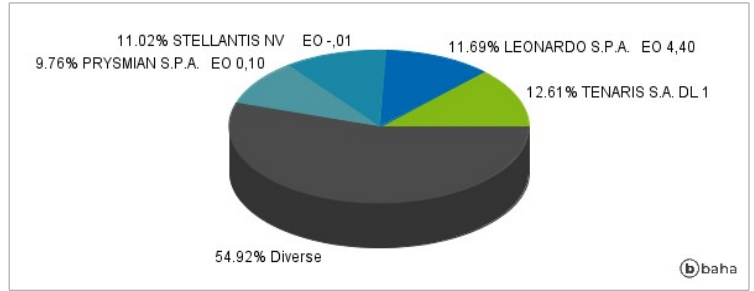
Kommentar:

Fondsspezifische Information

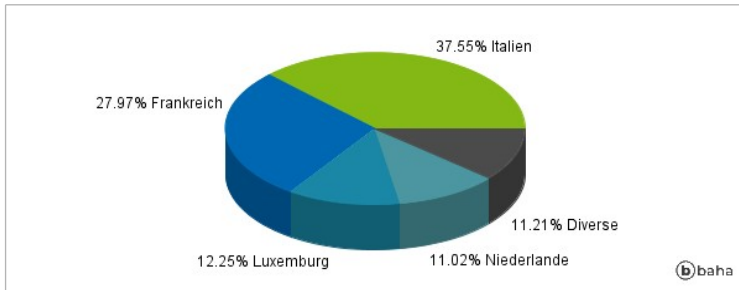
Anlagearten



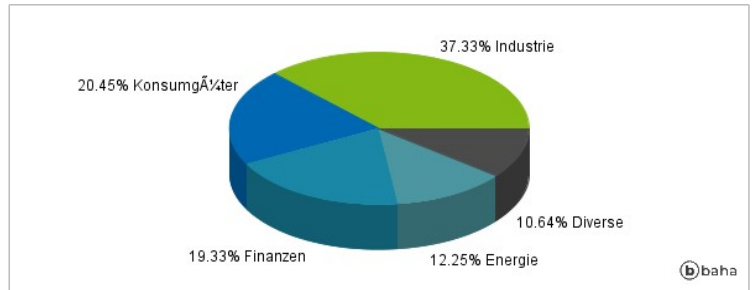
Größte Positionen



Länderverteilung



Branchenverteilung



Historische Daten: 12/2024

Erstellt: 23.12.2024 02:07